




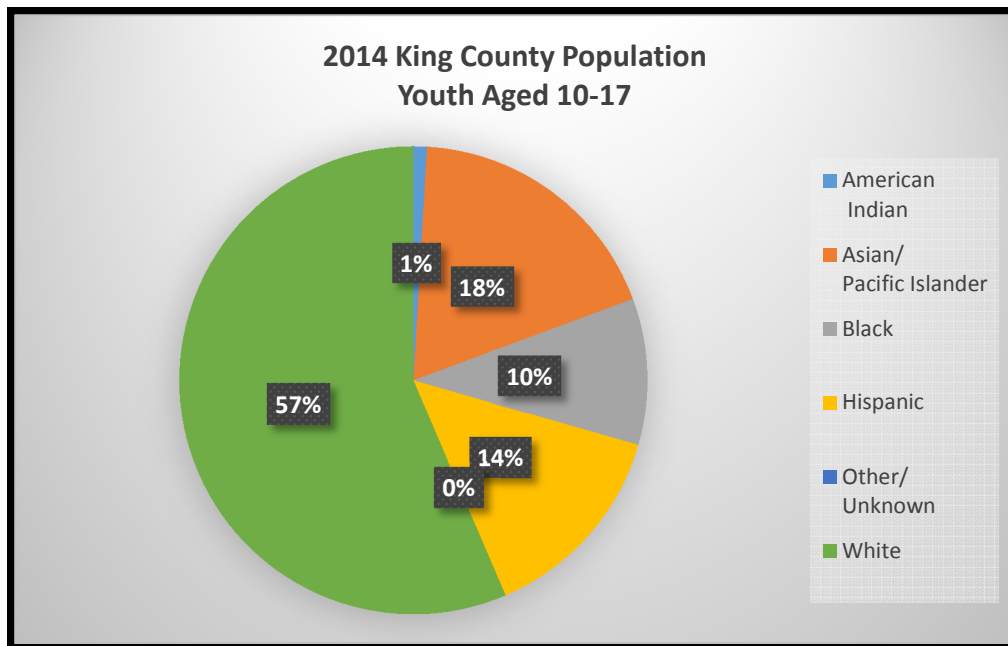
MARCH 11, 2016

# THE ORIGIN OF JUVENILE JUSTICE REFERRALS IN KING COUNTY

2014 AND 2015

ELIZABETH HAUMANN, M.A.  
KING COUNTY OFFICE OF PERFORMANCE, STRATEGY AND BUDGET  
[elizabeth.haumann@kingcounty.gov](mailto:elizabeth.haumann@kingcounty.gov)





Race/Ethnicity	2014	2015	% Change 2014 - 2015	Percent of 2015 Total Referrals
American Indian	142	125	-11.97%	3.07%
Asian and Pacific Islander	304	354	16.45%	8.69%
Black	1854	1663	-10.30%	40.84%
Hispanic	514	517	0.58%	12.70%
Other/Unknown	61	71	16.39%	1.74%
White	1523	1342	-11.88%	32.96%
<b>Total</b>	<b>4398</b>	<b>4072</b>	<b>-7.41%</b>	<b>100.00%</b>

- White youth made up the bulk of the youth population in King County but only 33% of the referrals by law enforcement.
- In contrast, Black youth made up only 10% of the youth population but 42% of referrals.
- While referrals for most races/ethnicities fell or stayed flat, referrals of Asian/Pacific Islanders increased.
- Hispanic, Asian/Pacific Islander and White youth remain underrepresented in referrals based on their population in King County, while Native American and Black youth are overrepresented.

**King County Juvenile Court  
Referrals by Top Referring Agency  
2014 Compared to 2015**

	2014		2015		
Referring Agency	Count of Referrals	% of Total Referrals	Count of Referrals	% of Total Referrals	Numerical ↑ or ↓
Auburn PD	257	6%	270	7%	↑
Bellevue PD	259	6%	221	5%	↓
Federal Way PD	388	9%	419	10%	↑
Kent PD	372	8%	312	8%	↓
King County Sheriff	487	11%	493	12%	↑
Seattle PD	934	21%	889	22%	↓
Tukwila PD	350	8%	369	9%	↑
Subtotal	3047	69%	2973	73%	↓
All Other Agencies	1339	31%	1099	27%	↓
<b>Total Referrals</b>	<b>4386</b>	<b>100%</b>	<b>4072</b>	<b>100%</b>	<b>↓</b>

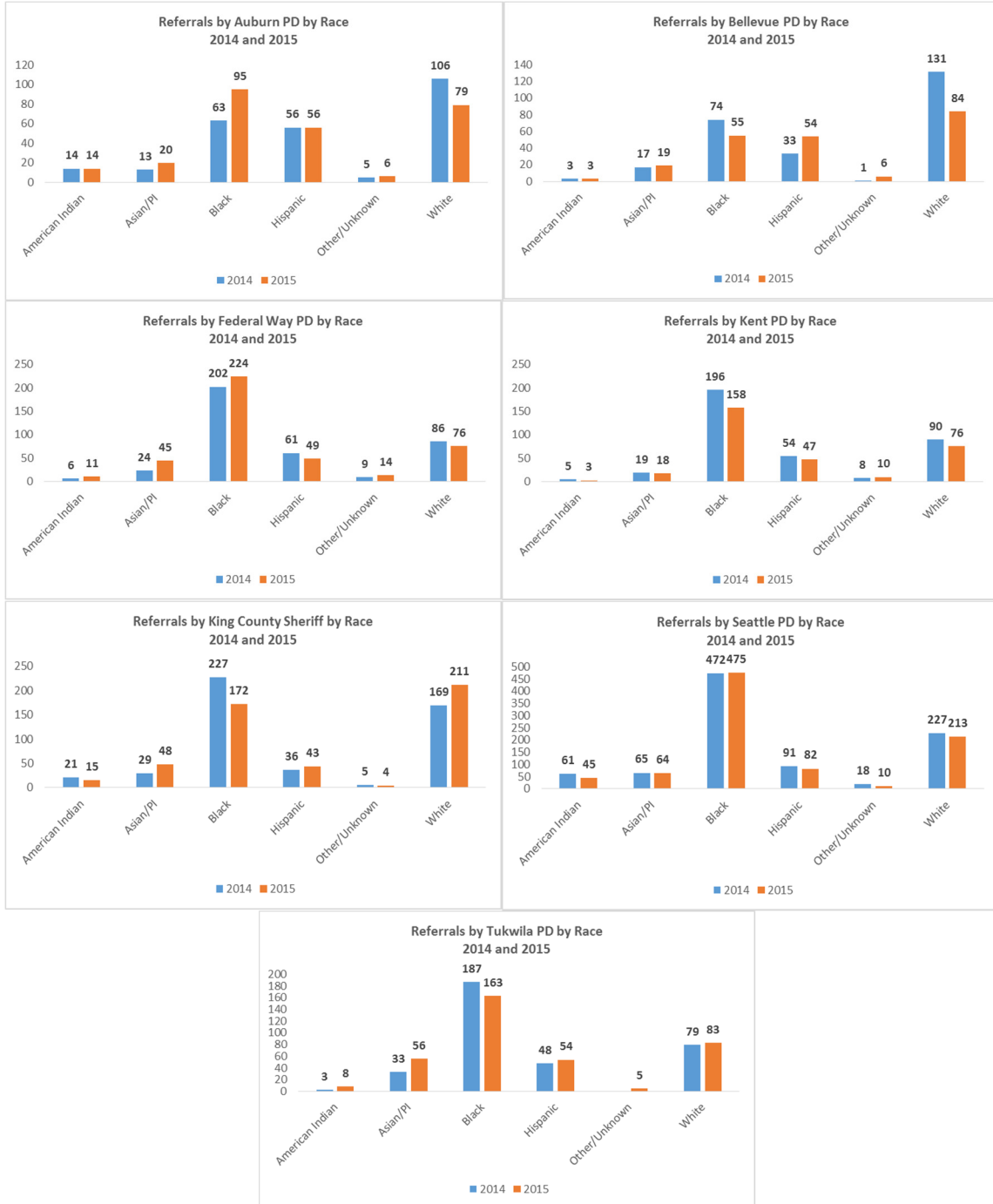
- The agencies with the largest number of referrals to the King County Prosecuting Attorney's Office are listed above and comprise 73% of all referrals in 2015
- Seattle P.D. remains the largest source of referrals, though referrals by SPD dropped 4.8% between 2014 and 2015
- Referrals from Auburn, Federal Way, King County Sheriff, and Tukwila law enforcement increased in 2015 over 2014
- The increase in referrals from Tukwila P.D. are mainly from Theft 3 referrals on Asian/Pacific Islanders.

**King County Juvenile Court  
Top Referrals to the Prosecuting Attorney's Office  
Comparison of 2014 and 2015**

	2014		2015		
Offense	Count of Referrals	% of Total Referrals	Count of Referrals	% of Total Referrals	Numerical ↑ or ↓
ASSAULT 4	386	8.8%	353	9%	↓
ASSAULT 4 - DV	397	9.0%	438	11%	↑
THEFT 3	1140	25.9%	1022	25%	↓
Top Offenses (≥ 5%) Subtotal	1923	43.7%	1813	45%	↓
Subtotal All Other Offenses	2475	56.3%	2259	55%	↓
<b>Total Referrals</b>	<b>4398</b>	<b>100.0%</b>	<b>4072</b>	<b>100%</b>	<b>↓</b>

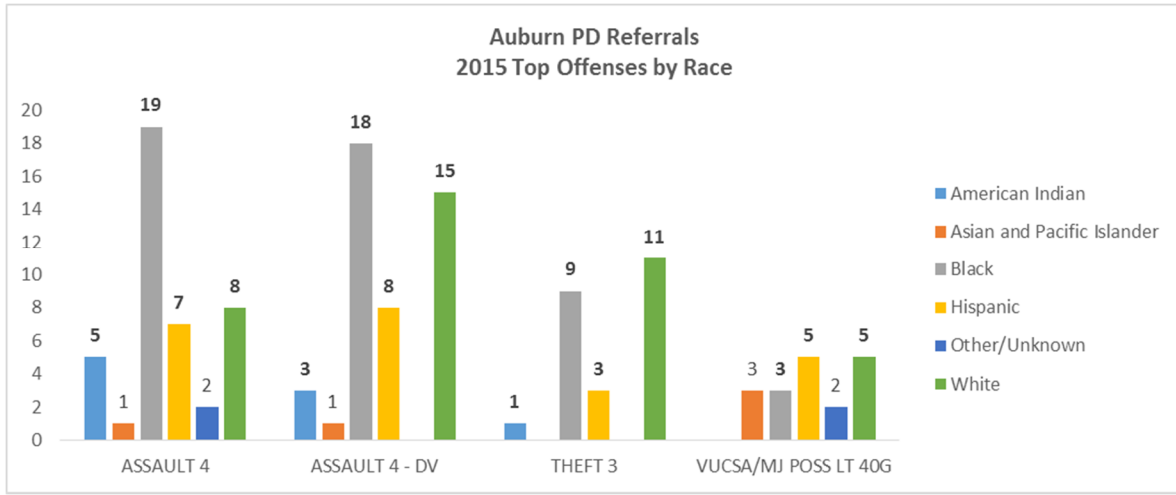
- Theft 3 offenses continue to be the most referred of all offenses, followed by Assault 4 – DV and Assault 4.

## Referrals by Race by the Agencies with the Most Referrals

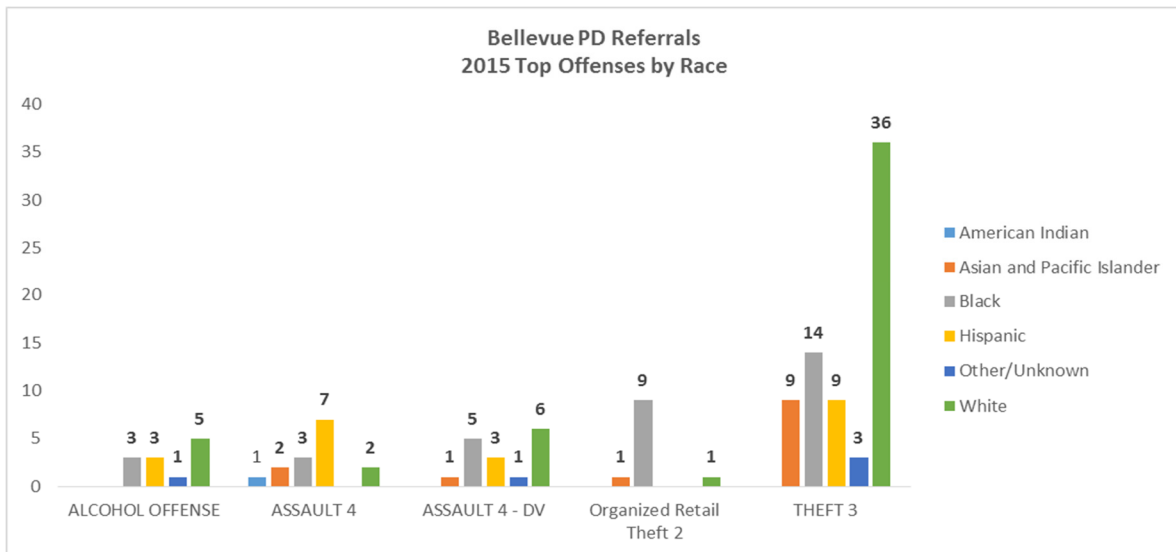


- Black youth made up 45% of the referrals by the agencies with the most referrals in 2015.
- In 2015, Bellevue and King County Sheriff referred more White youth than any other race, which was a change for King County Sheriff when compared to 2014.
- Auburn and Federal Way PD filed more referrals on Black youth in 2015 than they had in 2014.

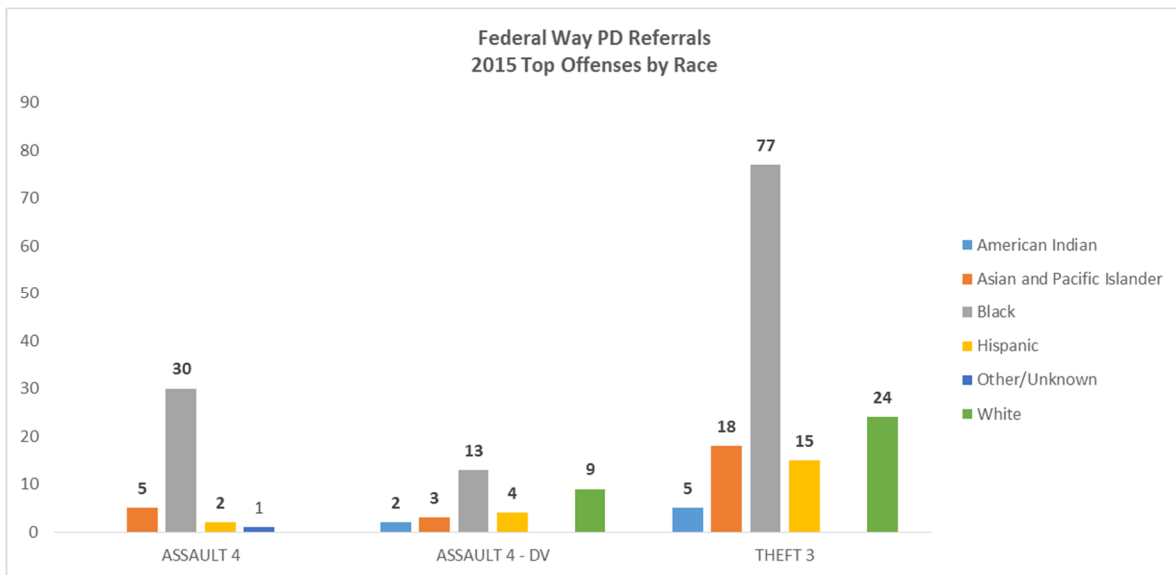
## Referrals by Agencies with the Most Referrals by Most Referred Offense and Race



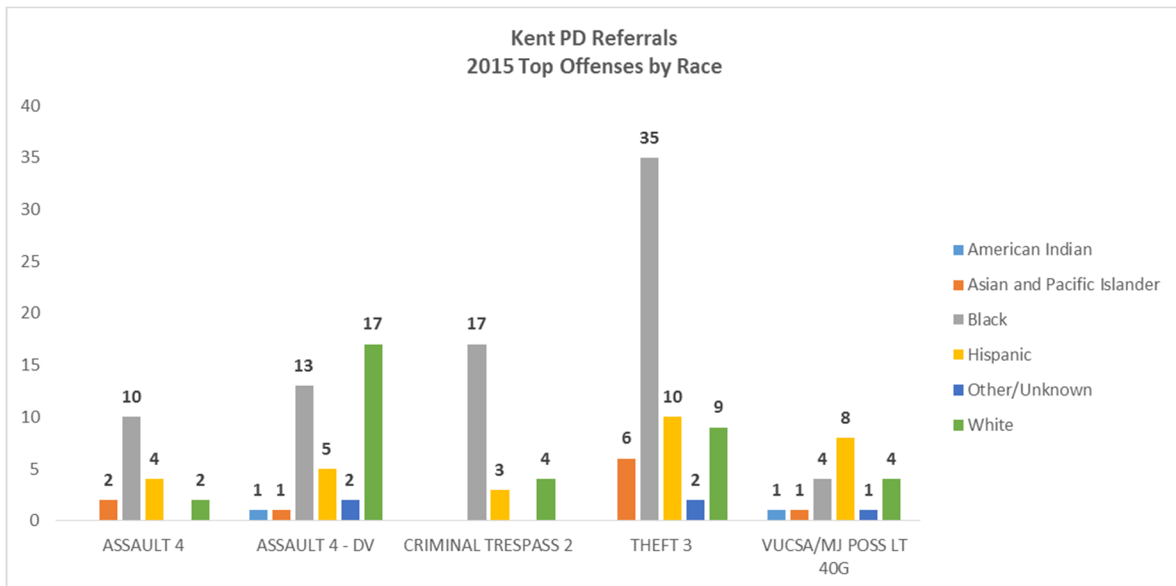
- Assault 4 – DV represented the largest portion of referrals by Auburn PD
- About 70% of the most referred offenses were on Youth of Color with Black youth accounting for 38% of the 70%.



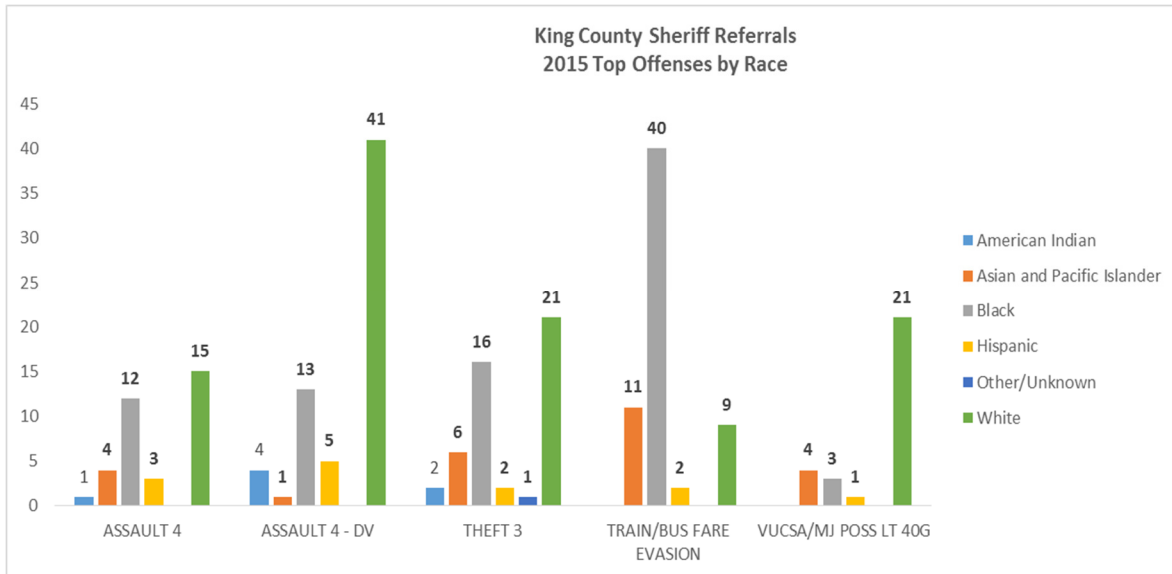
- Theft represented 57% of the referrals by Bellevue PD
- White youth accounted for 40% of the most referred offenses by Bellevue PD and 51% of the referrals for Theft 3.



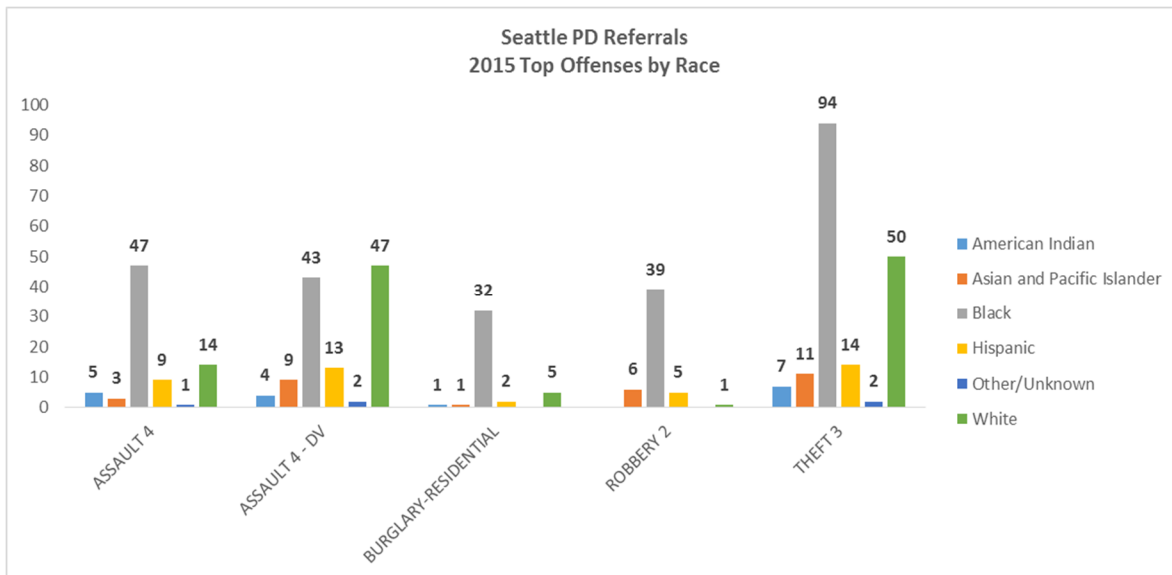
- Theft 3 was the most referred offense by Federal Way PD in 2015.
- Black youth made up 55% of the Theft 3 offenses, and 58% of the top offense referrals for Federal Way in 2015.



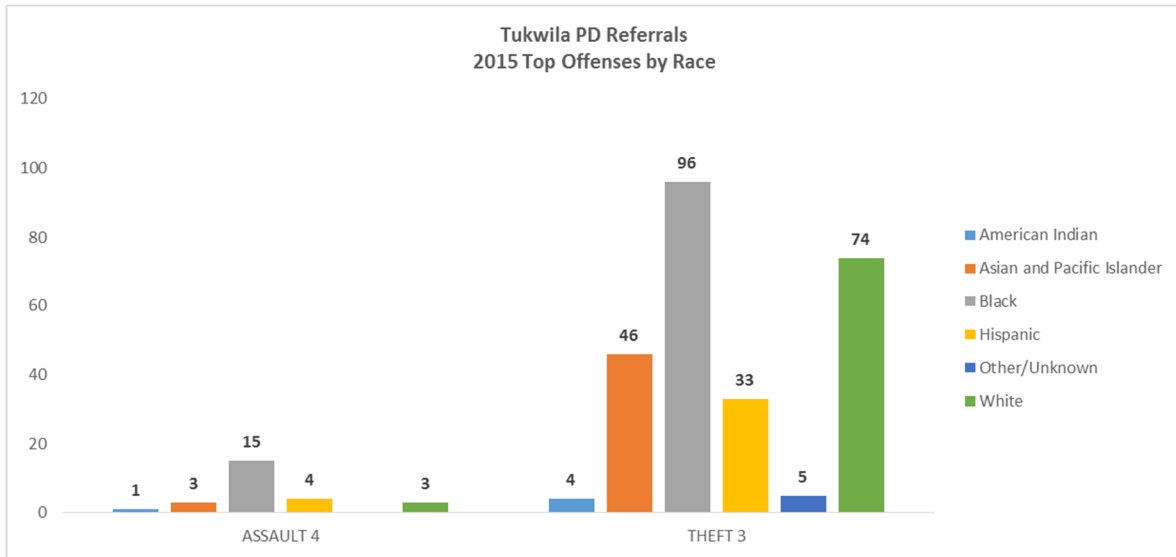
- Theft 3 offenses were the most referred by Kent PD in 2015, followed by Assault 4 – DV.
- Black youth made up the bulk of Theft 3 referrals, while White youth accounted for more Assault 4-DV referrals.



- Assault 4–DV and Train/Bus Fare Evasion accounted for the most referrals by King County Sheriff's Department in 2015
- White youth were the main referral group for Assault 4-DV and Black youth were for Train/Bus Fare Evasion.
- White youth comprised 72% of the referrals for Possession of Marijuana.



- The top five offenses account for 53% of all of the referrals by Seattle PD.
- Of the top offenses referred, Black youth account for the preponderance of referrals, except for Assault 4-DV.



- Assault 4 and Theft 3 offense represented 77% of all referrals by Tukwila PD in 2015.
- Referrals for Theft 3 accounted for 70% of all referrals by Tukwila PD in 2015.